

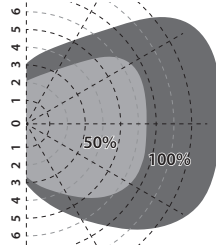
# PROLUMIA®

## PRO-CEILING + SENSOR MANUAL

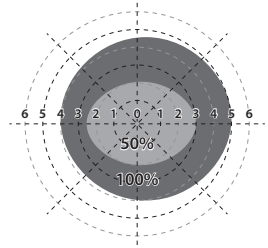


### MICROWAVE SENSOR - DESCRIPTION

Detection sensitivity: 50%; 100% (adjustable)  
 Daylight sensor: 15 lux; Disable (adjustable)  
 Hold time: 5 sec.; 90 sec.; 3 min.; 10 min. (adjustable)  
 Stand-by period: 0 sec.; 30 sec.; 10 min.; +∞ (adjustable)  
 Mounting height: 6 m. max.  
 Motion detection: 0.3 ~ 3 m/s

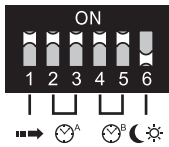


Wall mounting detection area (Unit: m)  
 Suggested installation height: 2m  
 Speed: 0.3m/s; sensitivity: 100%/50%



Ceiling mounting detection area (Unit: m)  
 Suggested installation height: 3m  
 Speed: 0.3m/s; sensitivity: 100%/50%

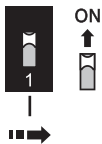
### MICROWAVE SENSOR - PARAMETER SETTINGS



**Factory setting**  
 Detection sensitivity: 100%  
 Hold time: 5 sec.  
 Stand-by period: 0 sec.  
 Daylight sensor: Disable

#### ➡➡➡ Detection sensitivity

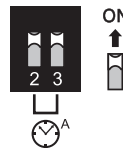
This determines the effective range of the motion detector and is set with DIP switches on the sensor, please see figure below. Note that reducing the sensitivity will also narrow the detection range.



	1	
I	ON	100%
II	-	50%

#### ⌚<sup>A</sup> Hold time

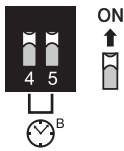
This determines the time the fixture remains at 100% and is set with DIP switches on the sensor, please see figure below. The walk test (5 sec.) setting is useful when installing the fixture to establish correct operation and range.



	2	3	
I	ON	ON	5 sec.
II	-	ON	90 sec.
III	ON	-	3 min.
IV	-	-	10 min.

#### ⌚<sup>B</sup> Stand-by period

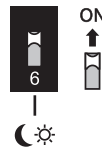
During this period, following the hold time, the fixture will light up at low level (20%). When this is set to +∞, the fixture gives permanent 20% light when no movement detected. It is set with DIP switches on the sensor, please see figure below.



	4	5	
I	ON	ON	0 sec.
II	-	ON	30 sec.
III	ON	-	10 min.
IV	-	-	+∞

#### ☀️ Daylight sensor

This switch enables/disables the integrated photocell. When enabled, the fixture will remain off at higher ambient light levels when motion is detected.



	6	
I	ON	15 lux
II	-	Disable

#### IMPORTER

NEDELKO B.V. Riga 10, 2993 LW Barendrecht, T +31 (0)180 64 54 00, E info@nedelko.nl • NEDELKO BELGIUM NV Prins Boudewijnlaan 49, 2650 Edegem, T +32 (0)3 826 99 99, E info@nedelko.be • NEDELKO S.R.O. Ke Silvenčí 48, 154 00 Praha 5 - Lochkov, T +420 222 563 003, E info@nedelko.cz • NEDELKO GERMANY GMBH Heinz-Bäcker-Str. 27, 45356 Essen, T +49 (0)201 560503 50, E info@nedelko.de